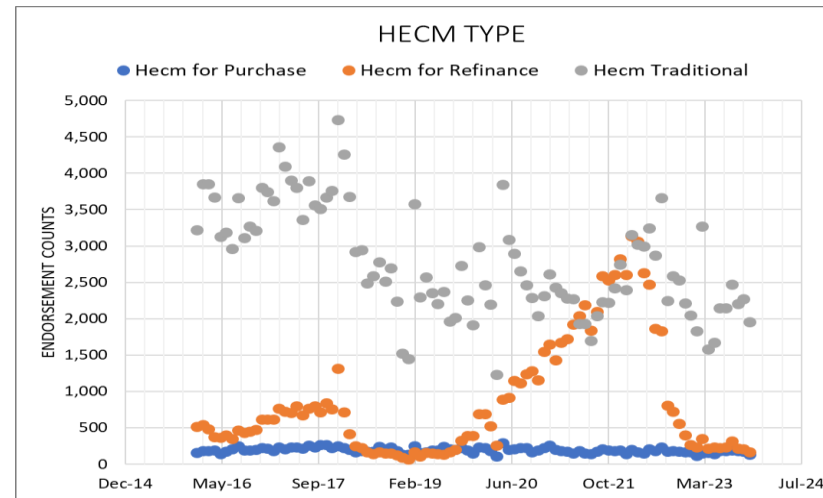
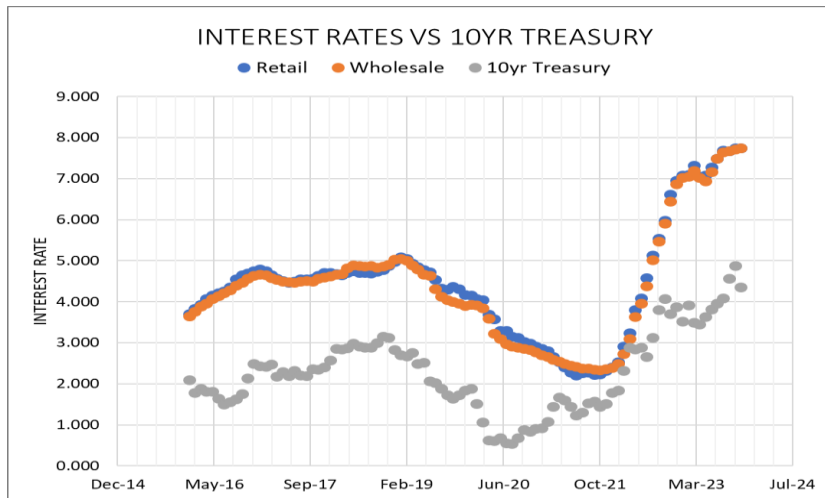
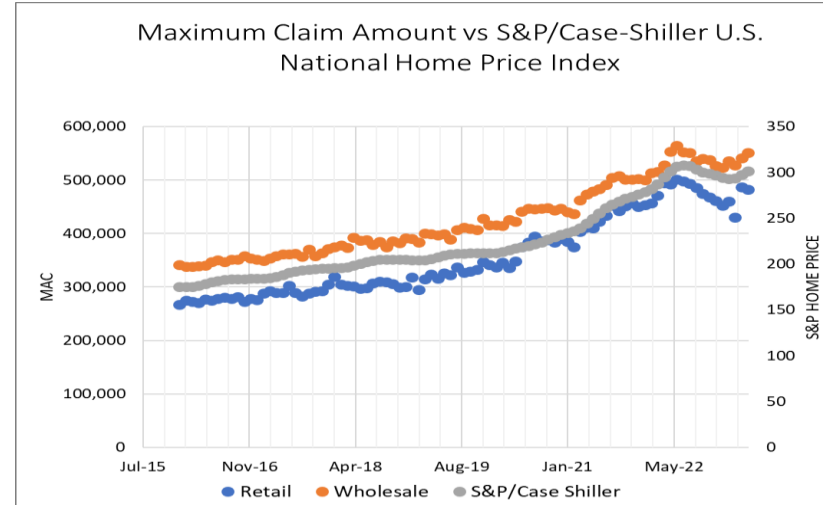
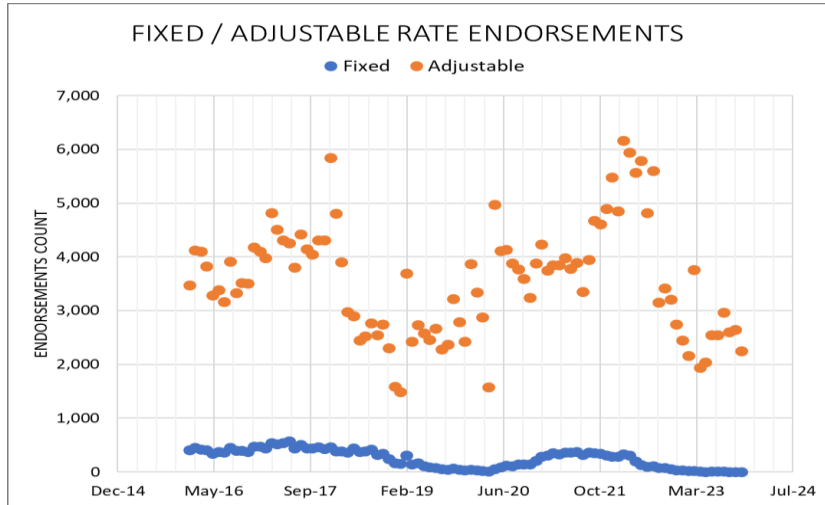


New View Advisors LLC
 999 Vanderbilt Beach Road, Suite 200
 Naples, FL 34108
 By email: info@newviewadvisors.com
 Michael McCully mkm@newviewadvisors.com
 Joe Kelly jjk@newviewadvisors.com
 Kejian Wu kwu@newviewadvisors.com
 By phone: 239-631-6165

Data source - HUD FHA HECM Single Family Portfolio Snap Shot and HECM Endorsement Summary Reports. For details please see reports at the following websites:
<https://apps.hud.gov/pub/chums/f17fvc/hecm.cfm>
https://www.hud.gov/program_offices/housing/rmra/oe/rpts/hecmsfsnap/hecmsfsnap

Disclaimer: Unaudited, subject to revision and updates from time to time. New View Advisors has attempted to ensure that no errors or omissions exist in the New View Advisors Monthly HECM Endorsement Summary, however New View Advisors does not promise, warranty, or guarantee that the index does not contain errors or omissions.



Disclaimer: Unaudited, subject to revision and updates from time to time. New View Advisors has attempted to ensure that no errors or omissions exist in the New View Advisors Monthly HECM Endorsement Summary, however New View Advisors does not promise, warranty, or guarantee that the index does not contain errors or omissions.

Endorsement By Homeownership Centers and Field Offices												
	Feb-23	Mar-23	Apr-23	May-23	Jun-23	Jul-23	Aug-23	Sep-23	Oct-23	Nov-23	Dec-23	Jan-24
HOC: ATLANTA	536	1012	479	517	628	713	865	632	720	550	590	565
ATLANTA	53	133	64	69	65	100	116	75	91	61	64	60
BIRMINGHAM	19	26	10	9	15	14	32	12	15	11	22	18
CARIBBEAN	0	0	0	0	0	1	1	0	0	0	0	1
CHICAGO	22	41	15	20	24	31	47	28	24	34	28	30
COLUMBIA	27	67	33	25	40	59	48	44	58	34	51	48
GREENSBORO	66	135	43	57	87	90	109	69	84	76	66	62
INDIANAPOLIS	22	48	21	17	27	36	39	37	36	20	31	30
JACKSON	3	13	5	5	7	4	4	8	9	6	8	7
JACKSONVILLE	59	86	29	43	40	63	54	43	56	33	37	43
KNOXVILLE	21	29	21	21	17	28	36	25	26	30	29	23
LOUISVILLE	15	23	10	9	12	18	16	10	16	15	8	15
MEMPHIS	5	6	6	8	6	7	7	7	9	7	6	3
MIAMI	85	125	89	85	90	87	104	75	105	77	97	88
NASHVILLE	16	40	21	26	30	28	38	26	28	18	30	30
ORLANDO	53	107	44	52	74	63	100	84	70	57	45	47
SPRINGFIELD	4	9	4	5	2	1	6	7	5	2	5	4
TAMPA	66	124	64	66	92	83	108	82	88	69	63	56
HOC: DENVER	499	903	446	460	594	644	733	679	605	541	503	460
ALBUQUERQUE	10	27	15	12	11	13	15	14	17	16	18	11
CASPER	5	6	3	2	5	7	11	7	5	1	7	5
DALLAS	41	110	53	38	62	51	61	60	69	47	42	54
DENVER	116	160	108	122	125	116	151	121	123	119	102	88
DES MOINES	4	13	3	3	8	7	8	15	7	5	12	9
FARGO	0	2	1	1	1	3	1	3	0	1	1	1
FT. WORTH	38	64	37	30	46	56	66	59	55	49	38	42
HELENA	8	18	6	3	11	17	18	14	20	15	13	12
HOUSTON	51	96	37	37	51	63	71	58	42	38	51	37
KANSAS CITY	14	22	5	12	15	16	21	16	10	14	13	13
LITTLE ROCK	15	24	8	5	14	16	14	19	10	6	13	15
LUBBOCK	5	8	6	9	7	10	14	10	9	12	8	3
MILWAUKEE	14	17	8	17	16	23	17	21	12	16	20	11
MINN. ST. PAUL	17	38	16	25	22	22	33	25	29	23	19	13
NEW ORLEANS	13	26	11	9	10	24	21	16	19	18	15	14
OKLAHOMA CITY	10	24	4	2	11	16	10	5	9	10	3	6
OMAHA	3	14	4	3	5	7	7	7	7	6	2	6
SALT LAKE CITY	70	109	65	68	86	73	99	100	78	78	66	64
SAN ANTONIO	39	75	35	36	54	56	54	53	49	29	25	24
SHREVEPORT	0	5	4	2	4	4	3	10	5	3	8	0
SIOUX FALLS	6	6	4	2	2	4	7	5	2	10	3	8
ST. LOUIS	8	15	6	4	11	10	6	14	7	7	10	9
TOPEKA	9	10	7	9	12	17	14	12	12	8	5	7
TULSA	3	14	0	9	5	13	11	15	9	10	9	8

Endorsement By Homeownership Centers and Field Offices (Continued)												
	Feb-23	Mar-23	Apr-23	May-23	Jun-23	Jul-23	Aug-23	Sep-23	Oct-23	Nov-23	Dec-23	Jan-24
HOC: PHILADELPHIA	353	685	303	315	422	486	427	420	464	404	398	440
ALBANY	5	15	6	1	7	9	11	13	7	9	13	12
BALTIMORE	14	42	14	19	14	17	32	21	19	17	12	14
BANGOR	12	18	2	9	7	15	12	7	8	11	11	12
BOSTON	43	38	32	47	45	39	36	56	40	45	64	52
BUFFALO	4	10	5	4	3	9	6	6	4	2	4	8
BURLINGTON	1	6	2	3	4	2	3	2	3	3	4	5
CAMDEN	17	48	21	16	26	21	18	20	32	21	16	30
CHARLESTON	3	8	3	4	2	1	3	3	3	9	2	3
CINCINNATI	9	5	6	4	9	12	14	11	11	10	8	15
CLEVELAND	9	34	7	11	11	18	19	14	20	17	14	18
COLUMBUS	18	34	17	10	28	41	17	19	22	19	25	20
DETROIT	10	21	12	8	20	9	16	14	11	16	13	13
FLINT	2	10	2	4	4	4	1	2	5	8	4	6
GRAND RAPIDS	6	25	10	7	10	24	15	19	24	13	14	9
HARTFORD	18	30	19	23	23	25	18	14	16	23	9	23
MANCHESTER	11	18	6	8	4	15	11	13	8	8	9	12
NEW YORK	35	60	25	24	51	47	33	31	58	39	35	41
NEWARK	23	50	29	24	35	26	24	23	34	25	27	14
PHILADELPHIA	31	84	36	29	49	41	39	46	43	37	29	36
PITTSBURGH	11	15	6	7	10	15	9	7	7	10	8	15
PROVIDENCE	6	11	6	2	3	9	9	8	10	8	6	13
RICHMOND	40	61	21	32	34	55	48	48	40	34	40	37
WASH. D. C.	20	23	12	14	14	25	23	17	24	10	19	23
WILMINGTON	5	19	4	5	9	7	10	6	15	10	12	9
HOC: SANTA ANA	797	1189	735	761	917	959	955	883	878	762	699	688
ANCHORAGE	1	5	0	3	3	2	3	1	2	2	1	1
BOISE	53	66	37	38	49	52	48	56	58	45	36	33
FRESNO	27	39	21	17	18	32	19	27	31	33	31	21
HONOLULU	14	6	13	5	12	4	9	11	6	6	8	6
LAS VEGAS	19	60	21	23	30	36	29	34	32	29	28	22
LOS ANGELES	128	180	122	132	129	144	136	132	135	111	85	85
PHOENIX	106	164	108	105	140	135	142	123	121	95	105	103
PORTLAND	52	93	56	58	60	70	84	56	77	45	48	57
RENO	13	18	11	15	13	15	22	23	7	17	20	13
SACRAMENTO	44	92	36	41	61	58	57	49	54	48	41	43
SAN DIEGO	44	43	39	42	41	59	47	56	57	44	37	39
SAN FRANCISCO	85	95	84	86	115	99	85	87	65	70	67	73
SANTA ANA	110	164	95	98	130	134	120	115	111	110	95	87
SEATTLE	78	115	63	62	84	82	107	72	95	72	74	80
SPOKANE	8	17	12	13	21	15	20	20	15	12	11	13
TUCSON	15	32	17	23	11	22	27	21	12	23	12	12

Disclaimer: Unaudited, subject to revision and updates from time to time. New View Advisors has attempted to ensure that no errors or omissions exist in the New View Advisors Monthly HECM Endorsement Summary, however New View Advisors does not promise, warranty, or guarantee that the index does not contain errors or omissions.

Top 15 Originators	12M												Market	
	Feb-23	Mar-23	Apr-23	May-23	Jun-23	Jul-23	Aug-23	Sep-23	Oct-23	Nov-23	Dec-23	Jan-24	Total	%
MARKET TOTAL	2,185	3,789	1,963	2,053	2,561	2,802	2,980	2,614	2,667	2,257	2,190	2,153	30,214	
MUTUAL OF OMAHA MORTGAGE, INC.	418	472	488	567	499	599	590	515	591	536	537	497	6,309	20.9%
FINANCE OF AMERICA REVERSE LLC	128	144	189	166	696	661	808	782	729	616	503	591	6,013	19.9%
LONGBRIDGE FINANCIAL LLC	300	241	225	238	245	285	244	241	237	242	242	258	2,998	9.9%
AMERICAN ADVISORS GROUP	468	1,970	0	0	0	0	0	0	0	0	0	0	2,438	8.1%
PHH MORTGAGE CORPORATION	117	140	125	132	137	134	169	97	117	120	107	81	1,476	4.9%
FAIRWAY INDEPENDENT MORTGAGE C	93	78	133	133	114	110	148	108	83	111	89	106	1,306	4.3%
OPEN MORTGAGE LLC	60	90	112	119	76	55	43	44	57	24	30	15	725	2.4%
GUILD MORTGAGE COMPANY LLC	0	0	0	0	13	7	245	136	53	58	73	39	624	2.1%
TRADITIONAL MORTGAGE ACCEPTANC	59	27	31	47	3	9	54	75	123	81	37	47	593	2.0%
BLOOM RETIREMENT HOLDINGS INC.	0	0	29	0	57	351	49	7	0	1	0	1	495	1.6%
CHERRY CREEK MORTGAGE, LLC	36	79	126	94	127	23	0	0	0	0	2	0	487	1.6%
HIGH TECH LENDING INC	29	19	15	43	69	46	52	46	35	28	36	22	440	1.5%
PLAZA HOME MORTGAGE, INC.	25	23	30	28	32	41	36	41	43	35	53	42	429	1.4%
CLICK N' CLOSE, INC.	43	34	46	41	41	27	46	44	43	7	24	1	397	1.3%
MONEY HOUSE INC	18	32	25	30	26	36	32	24	29	21	19	23	315	1.0%

Disclaimer: Unaudited, subject to revision and updates from time to time. New View Advisors has attempted to ensure that no errors or omissions exist in the New View Advisors Monthly HECM Endorsement Summary, however New View Advisors does not promise, warranty, or guarantee that the index does not contain errors or omissions.

Most Active Wholesale Originators (Originated Loans Sponsored by Another Party)													
	12/1/2022	1/1/2023	2/1/2023	3/1/2023	4/1/2023	5/1/2023	6/1/2023	7/1/2023	8/1/2023	9/1/2023	10/1/2023	11/1/2023	Total
SOUTH RIVER MORTGAGE, LLC	77	40	49	128	153	113	93	39	192	50	11	3	948
AMERICAN PACIFIC MORTGAGE	19	24	22	24	18	10	30	23	22	23	11	11	237
ALL REVERSE MORTGAGE, INC.	26	19	16	22	19	17	15	17	15	21	21	15	223
C2 FINANCIAL CORPORATION	6	12	21	18	14	22	10	4	17	18	42	21	205
MOVEMENT MORTGAGE LLC	5	5	3	5	10	13	16	12	22	36	38	30	195
FAIRWAY INDEPENDENT MORTGAGE CORPORATION	56	53	20	8	17	2	2	5	2	11	2	4	182
CALIVER BEACH MORTGAGE, LLC.	10	4	7	16	10	15	21	17	16	11	19	14	160
CROSSCOUNTRY MORTGAGE, LLC	11	17	12	9	13	15	16	11	12	21	8	6	151
ATLANTIC AVENUE MORTGAGE, LLC	0	0	1	6	10	12	8	2	14	24	43	31	151
SENIOR LENDING CORPORATION	6	3	10	16	10	9	12	11	20	11	16	21	145
HERITAGE HOME LOANS LLC	17	19	7	11	11	8	3	2	9	10	7	3	107
PREMIER REVERSE mortgage, LLC	12	5	5	12	6	8	7	7	7	16	10	11	106
GUARANTEED RATE INC	4	4	8	10	6	8	8	8	10	11	17	11	105
INTEGRITY 1ST MORTGAGE, INC.	7	10	9	8	7	11	13	10	6	6	8	5	100
AMERICAN FINANCIAL MORTGAGE SERVICES, IN	14	9	6	3	6	10	3	9	7	7	14	10	98

Disclaimer: Unaudited, subject to revision and updates from time to time. New View Advisors has attempted to ensure that no errors or omissions exist in the New View Advisors Monthly HECM Endorsement Summary, however New View Advisors does not promise, warranty, or guarantee that the index does not contain errors or omissions.

Most Active Wholesale Sponsors (Sponsored Loans Originated by Another Party)													
	12/1/2022	1/1/2023	2/1/2023	3/1/2023	4/1/2023	5/1/2023	6/1/2023	7/1/2023	8/1/2023	9/1/2023	10/1/2023	11/1/2023	Total
LONGBRIDGE FINANCIAL LLC	354	258	265	236	197	221	210	199	202	249	262	219	2,872
FINANCE OF AMERICA REVERSE LLC	206	252	160	161	211	147	209	158	221	210	253	207	2,395
PHH MORTGAGE CORPORATION	152	127	92	109	111	124	136	111	149	89	91	94	1,385
MUTUAL OF OMAHA MORTGAGE, INC.	42	33	46	63	59	85	87	79	108	119	106	97	924
OPEN MORTGAGE LLC	78	41	40	61	94	106	59	45	34	36	44	20	658
TRADITIONAL MORTGAGE ACCEPTANCE CORPORAT	27	47	67	31	29	52	4	11	55	77	135	84	619
AMERICAN ADVISORS GROUP	90	52	85	267	0	0	0	0	0	0	0	0	494
PLAZA HOME MORTGAGE, INC.	37	61	25	23	30	28	32	39	35	40	43	36	429
CLICK N' CLOSE, INC.	32	53	37	30	39	32	35	17	30	32	25	6	368
MONEY HOUSE INC	54	19	18	32	25	30	25	35	31	24	29	20	342
CHERRY CREEK MORTGAGE, LLC	4	12	7	44	91	64	83	13	0	0	0	0	318
GUILD MORTGAGE COMPANY LLC	0	0	0	0	0	0	8	5	179	47	8	7	254
HIGH TECH LENDING INC	11	34	18	8	11	36	19	22	28	15	19	9	230
SMARTFI HOME LOANS, LLC	9	5	11	12	23	23	30	19	20	19	22	26	219
MCM HOLDINGS INC	9	14	12	5	14	5	9	12	5	8	11	9	113

Disclaimer: Unaudited, subject to revision and updates from time to time. New View Advisors has attempted to ensure that no errors or omissions exist in the New View Advisors Monthly HECM Endorsement Summary, however New View Advisors does not promise, warranty, or guarantee that the index does not contain errors or omissions.