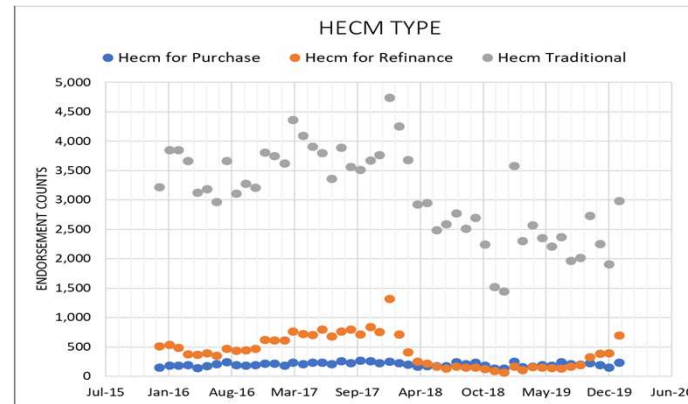
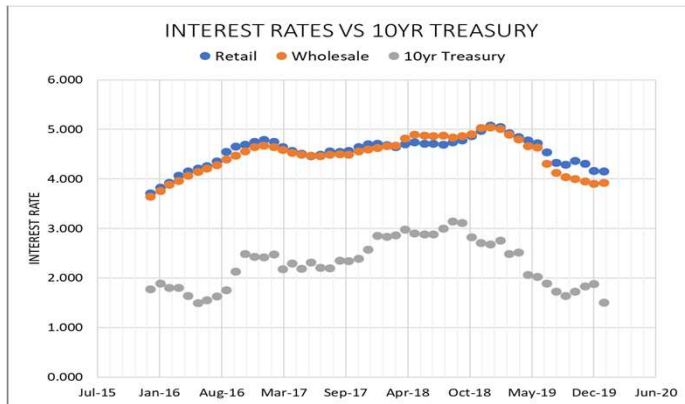
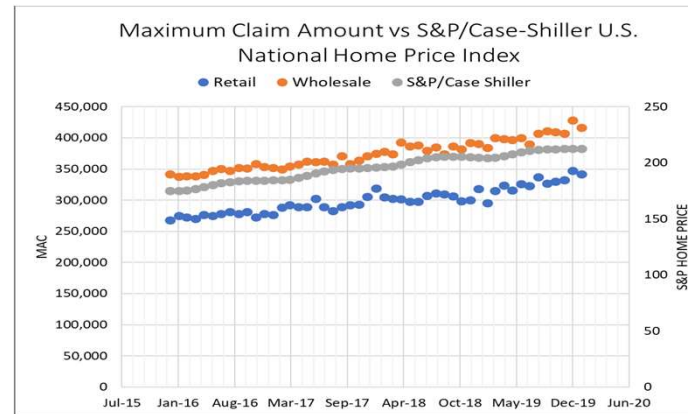
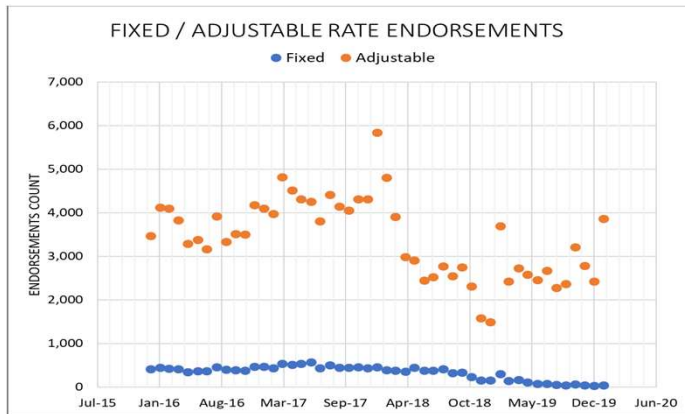


New View Advisors LLC
 999 Vanderbilt Beach Road, Suite 200
 Naples, FL 34108
 By email: info@newviewadvisors.com
 Michael McCully mkm@newviewadvisors.com
 Joe Kelly jjk@newviewadvisors.com
 Kejian Wu kwu@newviewadvisors.com
 By phone: 239-631-6165

Data source - HUD FHA HECM Single Family Portfolio Snap Shot and HECM Endorsement Summary Reports. For details please see reports at the following websites:
<https://apps.hud.gov/pub/chums/f17fvc/hecm.cfm>
https://www.hud.gov/program_offices/housing/rmra/oe/rpts/hecmfsnap/hecmfsnap

Disclaimer: Unaudited, subject to revision and updates from time to time. New View Advisors has attempted to ensure that no errors or omissions exist in the New View Advisors Monthly HECM Endorsement Summary, however New View Advisors does not promise, warranty, or guarantee that the index does not contain errors or omissions.



Disclaimer: Unaudited, subject to revision and updates from time to time. New View Advisors has attempted to ensure that no errors or omissions exist in the New View Advisors Monthly HECM Endorsement Summary, however New View Advisors does not promise, warranty, or guarantee that the index does not contain errors or omissions.



Monthly HECM Endorsements Summary

Feb 2020

Endorsement By Homeownership Centers and Field Offices														
	Jan-19	Feb-19	Mar-19	Apr-19	May-19	Jun-19	Jul-19	Aug-19	Sep-19	Oct-19	Nov-19	Dec-19	Jan-20	Feb-20
HOC: ATLANTA	372	792	518	623	619	554	557	463	457	638	622	452	751	617
ATLANTA	42	93	47	66	67	53	43	45	44	60	58	52	72	57
BIRMINGHAM	20	29	21	27	21	35	16	26	13	24	23	16	34	26
CARIBBEAN	2	6	4	1	3	5	1	0	2	2	1	1	2	6
CHICAGO	20	56	30	45	37	26	42	29	39	33	37	29	55	30
COLUMBIA	25	56	44	42	35	38	37	26	30	42	55	35	53	43
GREENSBORO	39	93	72	73	96	61	69	56	58	85	83	64	91	83
INDIANAPOLIS	14	28	20	27	26	21	44	17	21	28	26	15	38	30
JACKSON	5	12	14	17	12	13	15	8	9	15	12	7	8	9
JACKSONVILLE	21	45	37	47	31	33	43	24	23	39	40	30	50	38
KNOXVILLE	15	34	21	21	20	15	20	14	9	21	11	11	26	30
LOUISVILLE	4	23	12	9	14	15	12	8	15	22	22	9	15	10
MEMPHIS	1	6	2	7	5	4	5	5	5	10	6	4	5	5
MIAMI	67	110	66	92	94	88	76	67	69	99	96	68	120	91
NASHVILLE	17	34	16	17	21	20	16	15	14	26	28	11	20	15
ORLANDO	40	70	49	65	64	55	47	45	46	46	47	32	70	58
SPRINGFIELD	6	11	4	5	11	6	8	4	4	7	9	6	8	10
TAMPA	34	86	59	62	62	66	63	74	56	79	68	62	84	76
HOC: DENVER	161	1237	597	677	586	474	682	528	493	724	669	573	801	846
ALBUQUERQUE	7	27	12	18	8	22	18	12	13	16	15	11	22	15
CASPER	0	14	5	2	4	1	7	3	6	3	5	1	9	7
DALLAS	13	103	50	62	48	38	51	43	40	60	56	49	56	55
DENVER	41	353	141	179	147	139	178	151	131	193	184	176	253	284
DES MOINES	2	16	4	6	13	6	7	10	11	13	15	16	11	11
FARGO	1	4	1	2	0	0	2	3	1	2	2	1	3	1
FT. WORTH	15	89	45	51	48	26	62	40	35	55	46	38	46	45
HELENA	3	26	8	9	10	9	8	6	14	15	10	4	20	12
HOUSTON	17	91	50	55	38	42	60	35	32	43	33	55	54	57
KANSAS CITY	2	35	13	20	21	14	23	10	16	22	20	13	16	24
LITTLE ROCK	3	26	16	14	11	8	11	12	14	16	10	11	16	18
LUBBOCK	2	14	12	11	9	4	15	7	6	19	13	7	9	8
MILWAUKEE	2	46	17	25	19	9	17	16	8	10	15	13	27	20
MINN. ST. PAUL	8	47	24	14	26	18	27	23	27	28	33	15	27	28
NEW ORLEANS	3	44	29	16	13	16	18	10	16	28	32	16	21	26
OKLAHOMA CITY	2	22	8	3	6	4	10	3	5	5	5	8	11	14
OMAHA	2	14	3	6	6	6	9	8	5	2	4	7	5	10
SALT LAKE CITY	24	126	80	100	79	53	87	69	58	95	90	67	109	114
SAN ANTONIO	12	75	41	46	39	33	42	33	32	55	47	40	39	57
SHREVEPORT	0	10	5	7	5	2	7	3	2	6	2	3	7	6
SIoux FALLS	0	7	5	4	4	6	5	2	3	5	6	1	3	6
ST. LOUIS	2	24	14	17	11	11	7	18	5	15	11	9	14	14
TOPEKA	0	9	5	3	9	5	6	4	4	7	6	2	10	7
TULSA	0	15	9	7	12	2	5	7	9	11	9	10	13	7

Endorsement By Homeownership Centers and Field Offices (Continued)														
	Jan-19	Feb-19	Mar-19	Apr-19	May-19	Jun-19	Jul-19	Aug-19	Sep-19	Oct-19	Nov-19	Dec-19	Jan-20	Feb-20
HOC: PHILADELPHIA	377	752	488	532	572	515	508	441	456	679	473	380	718	543
ALBANY	9	23	9	13	12	15	18	13	8	18	9	9	13	18
BALTIMORE	24	39	19	23	32	22	31	25	27	29	20	14	26	20
BANGOR	6	12	11	12	8	10	9	8	9	15	8	8	4	14
BOSTON	23	55	40	42	48	57	51	40	40	39	36	32	79	59
BUFFALO	8	18	13	13	11	6	9	6	11	12	8	4	13	5
BURLINGTON	4	1	1	2	1	5	4	2	1	7	3	2	7	2
CAMDEN	11	33	23	28	28	22	28	22	18	33	19	22	37	30
CHARLESTON	8	12	5	7	4	4	11	1	7	4	6	4	4	8
CINCINNATI	9	5	8	7	10	5	7	11	10	12	13	7	6	9
CLEVELAND	11	26	10	14	17	19	18	16	17	24	16	10	19	14
COLUMBUS	19	26	14	13	22	17	20	20	19	32	16	20	31	13
DETROIT	14	33	23	13	21	21	13	22	16	25	15	11	18	27
FLINT	3	2	3	2	6	6	4	2	4	10	2	3	3	0
GRAND RAPIDS	6	19	14	8	18	14	13	14	18	26	15	22	21	14
HARTFORD	29	32	15	19	17	22	28	18	17	37	23	20	30	24
MANCHESTER	3	11	7	12	8	10	5	8	6	19	6	9	11	8
NEW YORK	46	139	87	92	89	92	68	61	61	104	90	57	107	84
NEWARK	23	46	39	52	36	31	38	29	27	48	27	31	59	36
PHILADELPHIA	39	76	51	60	55	30	42	37	44	65	46	30	72	57
PITTSBURGH	10	29	22	17	19	17	16	16	24	17	21	17	12	16
PROVIDENCE	5	9	4	4	6	5	5	5	5	7	7	3	11	6
RICHMOND	40	58	44	44	57	57	45	37	45	65	33	27	73	41
WASH. D. C.	22	37	20	29	39	23	14	24	12	24	19	14	48	29
WILMINGTON	5	11	6	6	8	5	11	4	10	7	15	4	14	9
HOC: SANTA ANA	739	1221	970	1069	920	1003	1007	909	1014	1255	1078	1056	1649	1380
ANCHORAGE	3	0	1	3	2	3	0	1	0	1	0	1	5	0
BOISE	22	38	33	46	32	35	43	38	44	53	48	40	91	63
FRESNO	27	29	33	35	29	31	29	22	22	31	36	22	44	37
HONOLULU	12	15	15	13	6	5	8	12	8	16	11	4	8	5
LAS VEGAS	36	52	28	31	48	52	48	44	36	47	47	49	66	53
LOS ANGELES	135	218	158	187	158	175	160	154	174	203	173	178	303	271
PHOENIX	96	155	148	120	97	122	131	87	123	146	130	116	204	156
PORTLAND	55	101	57	60	62	75	79	48	58	84	58	67	114	90
RENO	13	16	20	25	30	22	23	18	24	22	19	18	23	24
SACRAMENTO	50	94	77	73	77	81	68	74	103	96	83	78	118	104
SAN DIEGO	34	91	55	85	49	62	55	45	58	83	50	75	93	84
SAN FRANCISCO	81	113	110	121	97	109	111	110	108	134	120	117	165	130
SANTA ANA	92	163	122	141	130	118	116	134	122	170	159	167	224	199
SEATTLE	64	106	83	101	83	88	111	103	101	136	107	99	143	126
SPOKANE	14	14	13	14	3	11	11	8	20	14	16	10	22	28
TUCSON	5	16	17	14	17	14	14	11	13	19	21	15	26	10

Disclaimer: Unaudited, subject to revision and updates from time to time. New View Advisors has attempted to ensure that no errors or omissions exist in the New View Advisors Monthly HECM Endorsement Summary, however New View Advisors does not promise, warranty, or guarantee that the index does not contain errors or omissions.



Monthly HECM Endorsements Summary

Feb 2020

Top 15 Originators	12M												Market	
	Mar-19	Apr-19	May-19	Jun-19	Jul-19	Aug-19	Sep-19	Oct-19	Nov-19	Dec-19	Jan-20	Feb-20	Total	%
MARKET TOTAL	2,573	2,901	2,697	2,546	2,754	2,341	2,420	3,296	2,842	2,461	3,919	3,386	34,136	
AMERICAN ADVISORS GROUP	747	827	853	806	944	668	791	1277	1086	890	1141	691	10,721	31.4%
REVERSE MORTGAGE FUNDING LLC	174	208	191	177	219	222	221	226	188	303	361	298	2,788	8.2%
ONE REVERSE MORTGAGE LLC	213	247	238	216	240	249	185	284	204	162	164	180	2,582	7.6%
FINANCE OF AMERICA REVERSE LLC	193	209	176	214	236	181	196	195	227	181	220	280	2,508	7.3%
LIBERTY HOME EQUITY SOLUTIONS	145	222	178	127	139	48	101	131	103	2	475	582	2,253	6.6%
SYNERGY ONE LENDING, INC.	135	162	178	145	177	180	164	217	197	204	197	177	2,133	6.2%
FAIRWAY INDEPENDENT MORTGAGE C	79	89	70	98	112	98	99	103	76	48	93	150	1,115	3.3%
OPEN MORTGAGE LLC	47	40	27	30	45	66	52	108	78	88	187	85	853	2.5%
LONGBRIDGE FINANCIAL LLC	43	56	68	62	50	68	79	54	46	36	117	107	786	2.3%
HIGH TECH LENDING INC	57	52	35	59	28	76	39	65	49	71	66	34	631	1.8%
CHERRY CREEK MORTGAGE CO INC	29	37	34	37	37	44	31	30	38	40	45	51	453	1.3%
ALL REVERSE MORTGAGE, INC.	28	27	32	24	25	36	38	32	17	16	45	34	354	1.0%
FINANCE OF AMERICA MORTGAGE LL	23	18	18	41	22	24	19	27	23	8	58	39	320	0.9%
ADVISORS MORTGAGE GROUP LLC	35	23	15	7	30	26	19	22	29	25	46	31	308	0.9%
PLAZA HOME MORTGAGE, INC.	27	31	22	24	20	16	18	19	22	22	22	24	267	0.8%

Disclaimer: Unaudited, subject to revision and updates from time to time. New View Advisors has attempted to ensure that no errors or omissions exist in the New View Advisors Monthly HECM Endorsement Summary, however New View Advisors does not promise, warranty, or guarantee that the index does not contain errors or omissions.



Monthly HECM Endorsements Summary

Feb 2020

Most Active Wholesale Originators (Originated Loans Sponsored by Another Party)													
	2/1/2019	3/1/2019	4/1/2019	5/1/2019	6/1/2019	7/1/2019	8/1/2019	9/1/2019	10/1/2019	11/1/2019	12/1/2019	1/1/2020	Total
FAIRWAY INDEPENDENT MORTGAGE CORPORATION	122	79	89	70	98	112	98	99	103	75	48	93	1086
ALL REVERSE MORTGAGE, INC.	39	28	27	32	24	25	36	38	32	17	16	45	359
FINANCE OF AMERICA MORTGAGE LLC	41	25	20	18	42	22	24	19	27	23	8	58	327
ADVISORS MORTGAGE GROUP LLC	34	35	23	15	7	30	26	19	22	29	24	46	310
ENNKAR, INC.	22	20	22	15	14	16	15	23	18	26	9	63	263
AMERICAN PACIFIC MORTGAGE	23	16	19	19	21	12	18	16	8	12	20	14	198
BROKER SOLUTIONS INC	12	10	9	11	17	17	9	15	17	26	19	24	186
INTEGRITY 1ST MORTGAGE, INC.	11	9	10	12	13	13	8	5	15	9	6	25	136
PRIMARY RESIDENTIAL MORTGAGE, INC.	4	5	8	10	8	8	7	12	12	19	12	16	121
QUONTIC BANK, FSB	24	17	25	9	12	6	3	3	6	7	1	6	119
SENIOR LENDING CORPORATION	16	8	12	7	9	2	7	9	5	12	15	12	114
HOMEBRIDGE FINANCIAL SERVICES INC	9	8	10	8	8	11	4	9	15	6	1	24	113
ACADEMY MORTGAGE CORPORATION	12	9	13	7	10	7	9	11	7	11	5	6	107
JET DIRECT FUNDING CORP.	16	5	10	7	8	7	4	15	8	8	7	9	104
C2 FINANCIAL CORPORATION	5	10	9	5	5	5	4	9	13	7	9	17	98

Disclaimer: Unaudited, subject to revision and updates from time to time. New View Advisors has attempted to ensure that no errors or omissions exist in the New View Advisors Monthly HECM Endorsement Summary, however New View Advisors does not promise, warranty, or guarantee that the index does not contain errors or omissions.



Monthly HECM Endorsements Summary

Feb 2020

Most Active Wholesale Sponsors (Sponsored Loans Originated by Another Party)													
	2/1/2019	3/1/2019	4/1/2019	5/1/2019	6/1/2019	7/1/2019	8/1/2019	9/1/2019	10/1/2019	11/1/2019	12/1/2019	1/1/2020	Total
FINANCE OF AMERICA REVERSE LLC	538	280	248	233	340	304	240	288	273	322	187	333	3,586
REVERSE MORTGAGE FUNDING LLC	225	147	169	161	150	190	203	178	191	164	243	263	2,284
LIBERTY HOME EQUITY SOLUTIONS INC	196	193	328	236	143	163	64	91	161	104	2	501	2,182
AMERICAN ADVISORS GROUP	155	106	147	114	133	162	119	124	200	216	160	264	1,900
LONGBRIDGE FINANCIAL LLC	109	102	105	87	84	95	116	111	102	71	52	164	1,198
SYNERGY ONE LENDING, INC.	75	40	61	41	43	38	53	41	52	50	62	58	614
OPEN MORTGAGE LLC	41	27	31	10	15	23	24	25	37	39	31	86	389
ONE REVERSE MORTGAGE LLC	28	21	23	20	27	28	25	22	36	46	27	44	347
PLAZA HOME MORTGAGE, INC.	52	31	31	23	25	20	17	18	20	23	22	22	304
LIVE WELL FINANCIAL INC	71	57	64	74	5	3	0	0	0	0	0	0	274
HIGH TECH LENDING INC	31	20	26	8	20	9	36	20	32	13	23	24	262
MONEY HOUSE INC	20	9	13	17	22	11	16	17	17	28	6	18	194
CHERRY CREEK MORTGAGE CO INC	25	8	20	18	11	21	17	12	7	7	13	10	169
MCM HOLDINGS INC	21	6	7	8	6	8	2	5	20	17	25	18	143
SUN WEST MORTGAGE CO INC	17	6	7	8	13	7	11	13	17	14	12	8	133

Disclaimer: Unaudited, subject to revision and updates from time to time. New View Advisors has attempted to ensure that no errors or omissions exist in the New View Advisors Monthly HECM Endorsement Summary, however New View Advisors does not promise, warranty, or guarantee that the index does not contain errors or omissions.

Copyright 2020 © - New View Advisors LLC. All Rights Reserved



Monthly HECM Endorsements Summary

Feb 2020

The lender ranking report ranks all HECM lenders by the origination volume during the most recently 12 months.				
Lender Ranking				
HECM Loans Originated in November 2018 - October 2019 and Securitized in November 2018 - November 2019				
Rank	Lender	Original HECM Loan Balances	Loans	Market Share
1			
2			
3			
4			
5			
6			
7			
8			
9			
10	Company23	\$ 68,868,788	469	1.72%
11	Company534	\$ 60,631,315	684	1.51%
12	Company655	\$ 52,455,278	351	1.31%
13	Company77	\$ 43,616,322	234	1.09%
14	Company133	\$ 42,065,746	285	1.05%
15	Company565	\$ 39,445,217	250	0.98%
			
			
			
			
			
1518	Company667	\$ 12,147	1	0.00%
1519	Company15	\$ 11,764	1	0.00%
1520	Company554	\$ 10,514	1	0.00%
1521	Company676	\$ 9,843	1	0.00%
1522	Company755	\$ 8,831	1	0.00%
	Grand Total	\$ 4,008,112,129	31,878	100.00%

Disclaimer: Unaudited, subject to revision and updates from time to time. New View Advisors has attempted to ensure that no errors or omissions exist in the New View Advisors Monthly HECM Endorsement Summary, however New View Advisors does not promise, warranty, or guarantee that the index does not contain errors or omissions.

