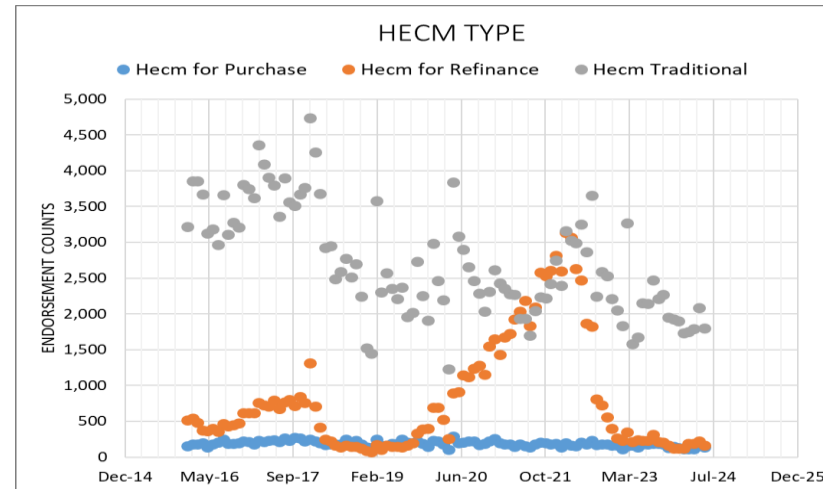
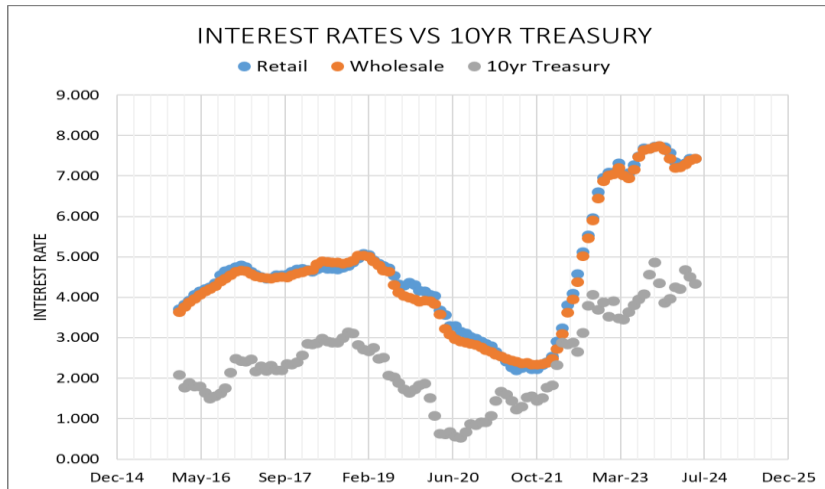
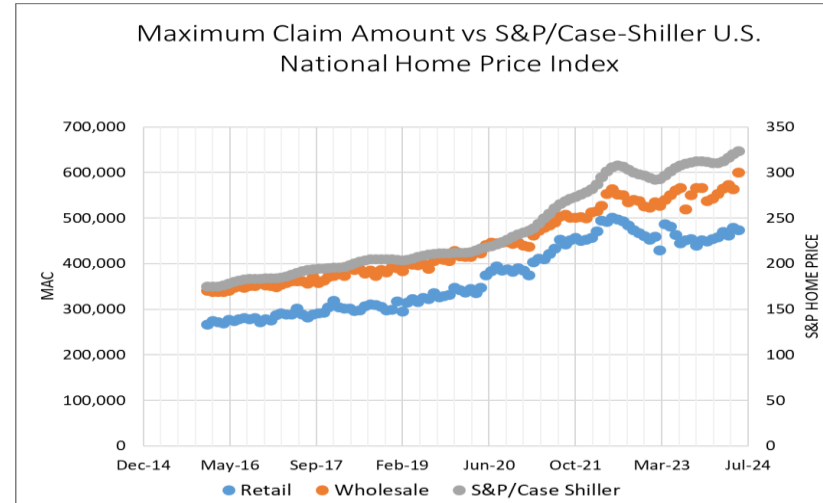
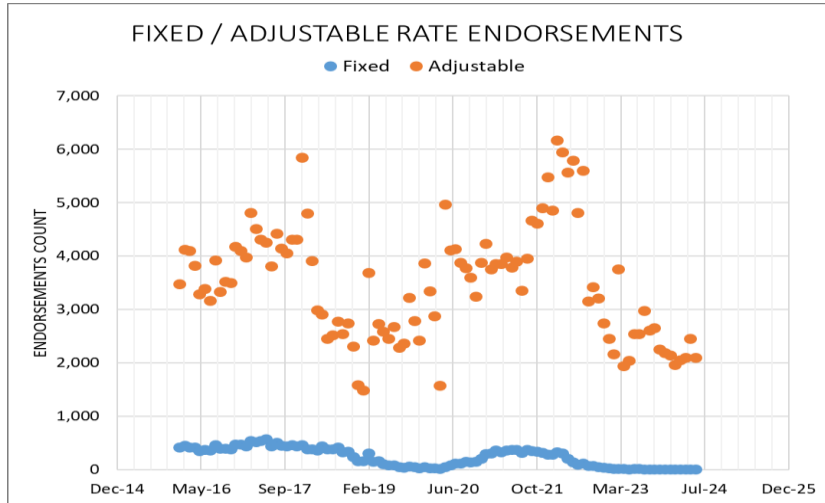


New View Advisors LLC
 999 Vanderbilt Beach Road, Suite 200
 Naples, FL 34108
 By email: info@newviewadvisors.com
 Michael McCully mkm@newviewadvisors.com
 Joe Kelly jjk@newviewadvisors.com
 Kejian Wu kwu@newviewadvisors.com
 By phone: 239-631-6165

Data source - HUD FHA HECM Single Family Portfolio Snap Shot and HECM Endorsement Summary Reports. For details please see reports at the following websites:
<https://apps.hud.gov/pub/chums/f17fvc/hecm.cfm>
https://www.hud.gov/program_offices/housing/rmra/oe/rpts/hecmsfsnap/hecmsfsnap

Disclaimer: Unaudited, subject to revision and updates from time to time. New View Advisors has attempted to ensure that no errors or omissions exist in the New View Advisors Monthly HECM Endorsement Summary, however New View Advisors does not promise, warranty, or guarantee that the index does not contain errors or omissions.



Disclaimer: Unaudited, subject to revision and updates from time to time. New View Advisors has attempted to ensure that no errors or omissions exist in the New View Advisors Monthly HECM Endorsement Summary, however New View Advisors does not promise, warranty, or guarantee that the index does not contain errors or omissions.

Endorsement By Homeownership Centers and Field Offices												
	Aug-23	Sep-23	Oct-23	Nov-23	Dec-23	Jan-24	Feb-24	Mar-24	Apr-24	May-24	Jun-24	Jul-24
HOC: ATLANTA	865	632	720	550	590	565	489	524	550	693	531	557
ATLANTA	116	75	91	61	64	60	65	63	75	83	63	81
BIRMINGHAM	32	12	15	11	22	18	15	23	14	14	13	22
CARIBBEAN	1	0	0	0	0	1	0	1	0	0	0	0
CHICAGO	47	28	24	34	28	30	23	17	16	28	19	34
COLUMBIA	48	44	58	34	51	48	32	42	49	43	36	40
GREENSBORO	109	69	84	76	66	62	55	63	79	97	75	52
INDIANAPOLIS	39	37	36	20	31	30	25	25	17	30	25	37
JACKSON	4	8	9	6	8	7	4	7	7	9	8	6
JACKSONVILLE	54	43	56	33	37	43	33	28	37	47	35	28
KNOXVILLE	36	25	26	30	29	23	21	24	23	43	19	22
LOUISVILLE	16	10	16	15	8	15	7	8	16	16	8	13
MEMPHIS	7	7	9	7	6	3	4	3	4	9	7	4
MIAMI	104	75	105	77	97	88	73	76	79	99	75	80
NASHVILLE	38	26	28	18	30	30	19	25	20	31	32	24
ORLANDO	100	84	70	57	45	47	50	47	38	67	54	56
SPRINGFIELD	6	7	5	2	5	4	2	5	5	4	5	4
TAMPA	108	82	88	69	63	56	61	67	71	73	57	54
HOC: DENVER	733	679	605	541	503	460	421	475	460	523	435	517
ALBUQUERQUE	15	14	17	16	18	11	12	8	12	16	14	11
CASPER	11	7	5	1	7	5	5	2	4	10	4	5
DALLAS	61	60	69	47	42	54	36	50	48	43	35	48
DENVER	151	121	123	119	102	88	76	110	108	111	94	104
DES MOINES	8	15	7	5	12	9	3	6	11	12	6	5
FARGO	1	3	0	1	1	1	2	2	1	0	0	2
FT. WORTH	66	59	55	49	38	42	33	47	26	44	34	46
HELENA	18	14	20	15	13	12	15	15	6	9	12	19
HOUSTON	71	58	42	38	51	37	31	41	41	48	38	33
KANSAS CITY	21	16	10	14	13	13	13	7	12	16	12	10
LITTLE ROCK	14	19	10	6	13	15	8	16	10	11	8	10
LUBBOCK	14	10	9	12	8	3	4	7	7	6	5	6
MILWAUKEE	17	21	12	16	20	11	13	18	11	14	15	21
MINN. ST. PAUL	33	25	29	23	19	13	18	22	17	17	19	19
NEW ORLEANS	21	16	19	18	15	14	17	8	12	8	9	12
OKLAHOMA CITY	10	5	9	10	3	6	7	5	8	14	9	13
OMAHA	7	7	7	6	2	6	5	3	10	7	8	5
SALT LAKE CITY	99	100	78	78	66	64	53	54	59	65	60	77
SAN ANTONIO	54	53	49	29	25	24	43	34	30	39	33	43
SHREVEPORT	3	10	5	3	8	0	3	3	1	0	2	1
SIOUX FALLS	7	5	2	10	3	8	7	2	3	8	1	2
ST. LOUIS	6	14	7	7	10	9	5	2	3	7	5	10
TOPEKA	14	12	12	8	5	7	6	2	12	12	7	11
TULSA	11	15	9	10	9	8	6	11	8	6	5	4

Endorsement By Homeownership Centers and Field Offices (Continued)												
	Aug-23	Sep-23	Oct-23	Nov-23	Dec-23	Jan-24	Feb-24	Mar-24	Apr-24	May-24	Jun-24	Jul-24
HOC: PHILADELPHIA	427	420	464	404	398	440	382	355	399	436	361	409
ALBANY	11	13	7	9	13	12	11	2	4	7	5	5
BALTIMORE	32	21	19	17	12	14	19	20	16	24	17	20
BANGOR	12	7	8	11	11	12	9	5	9	6	5	10
BOSTON	36	56	40	45	64	52	37	46	41	44	42	39
BUFFALO	6	6	4	2	4	8	4	2	4	7	6	2
BURLINGTON	3	2	3	3	4	5	2	5	4	5	1	0
CAMDEN	18	20	32	21	16	30	14	23	28	35	20	19
CHARLESTON	3	3	3	9	2	3	6	4	2	4	5	4
CINCINNATI	14	11	11	10	8	15	11	4	9	11	2	7
CLEVELAND	19	14	20	17	14	18	9	9	11	13	16	19
COLUMBUS	17	19	22	19	25	20	11	10	14	16	12	22
DETROIT	16	14	11	16	13	13	10	14	10	11	13	10
FLINT	1	2	5	8	4	6	6	3	3	3	3	4
GRAND RAPIDS	15	19	24	13	14	9	17	9	11	14	7	11
HARTFORD	18	14	16	23	9	23	27	18	30	27	17	18
MANCHESTER	11	13	8	8	9	12	14	12	9	12	10	9
NEW YORK	33	31	58	39	35	41	52	30	43	36	44	46
NEWARK	24	23	34	25	27	14	17	29	25	35	30	34
PHILADELPHIA	39	46	43	37	29	36	36	41	44	36	39	41
PITTSBURGH	9	7	7	10	8	15	5	7	5	11	7	15
PROVIDENCE	9	8	10	8	6	13	6	3	5	10	7	7
RICHMOND	48	48	40	34	40	37	41	31	45	47	33	38
WASH. D. C.	23	17	24	10	19	23	10	21	17	17	16	19
WILMINGTON	10	6	15	10	12	9	8	7	10	5	4	10
HOC: SANTA ANA	955	883	878	762	699	688	608	704	696	808	778	791
ANCHORAGE	3	1	2	2	1	1	2	2	2	0	0	1
BOISE	48	56	58	45	36	33	30	36	40	48	30	41
FRESNO	19	27	31	33	31	21	20	27	21	25	16	30
HONOLULU	9	11	6	6	8	6	4	7	4	5	7	4
LAS VEGAS	29	34	32	29	28	22	17	18	29	25	35	18
LOS ANGELES	136	132	135	111	85	85	89	88	95	130	90	111
PHOENIX	142	123	121	95	105	103	86	99	116	111	111	101
PORTLAND	84	56	77	45	48	57	38	36	51	45	53	69
RENO	22	23	7	17	20	13	8	11	15	17	9	13
SACRAMENTO	57	49	54	48	41	43	45	47	41	48	63	54
SAN DIEGO	47	56	57	44	37	39	31	41	38	42	65	49
SAN FRANCISCO	85	87	65	70	67	73	57	81	63	81	82	82
SANTA ANA	120	115	111	110	95	87	105	95	102	97	95	119
SEATTLE	107	72	95	72	74	80	59	78	47	87	85	70
SPOKANE	20	20	15	12	11	13	6	14	14	18	16	13
TUCSON	27	21	12	23	12	12	11	24	18	29	21	16

Disclaimer: Unaudited, subject to revision and updates from time to time. New View Advisors has attempted to ensure that no errors or omissions exist in the New View Advisors Monthly HECM Endorsement Summary, however New View Advisors does not promise, warranty, or guarantee that the index does not contain errors or omissions.

Top 15 Originators													12M	Market
	Aug-23	Sep-23	Oct-23	Nov-23	Dec-23	Jan-24	Feb-24	Mar-24	Apr-24	May-24	Jun-24	Jul-24	Total	%
MARKET TOTAL	2,980	2,614	2,667	2,257	2,190	2,153	1,900	2,058	2,105	2,460	2,105	2,274	27,763	
FINANCE OF AMERICA REVERSE LLC	808	782	729	616	503	591	491	394	535	513	534	434	7,591	27.3%
MUTUAL OF OMAHA MORTGAGE, INC.	590	515	591	536	537	497	402	463	542	597	509	497	6,875	24.8%
LONGBRIDGE FINANCIAL LLC	244	241	237	242	242	258	261	235	128	354	200	283	3,210	11.6%
PHH MORTGAGE CORPORATION	169	97	117	120	107	81	67	84	118	107	89	90	1,380	5.0%
FAIRWAY INDEPENDENT MORTGAGE C	148	108	83	111	89	106	78	85	102	95	79	97	1,291	4.7%
GUILD MORTGAGE COMPANY LLC	245	136	53	58	73	39	29	57	78	47	56	59	937	3.4%
TRADITIONAL MORTGAGE ACCEPTANC	54	75	123	81	37	47	65	82	78	97	13	134	895	3.2%
SOUTH RIVER MORTGAGE, LLC	27	30	60	9	63	4	8	122	43	86	88	51	628	2.3%
PLAZA HOME MORTGAGE, INC.	36	41	43	35	53	42	37	31	46	62	43	51	561	2.0%
HIGH TECH LENDING INC	52	46	35	28	36	22	23	24	29	19	52	47	459	1.7%
BLOOM RETIREMENT HOLDINGS INC.	49	7	0	1	0	1	0	0	0	0	0	0	409	1.5%
MOVEMENT MORTGAGE LLC	22	36	38	30	20	32	30	43	27	38	38	24	391	1.4%
MONEY HOUSE INC	32	24	29	21	19	23	16	23	20	24	24	30	321	1.2%
SMARTFI HOME LOANS, LLC	19	20	23	26	15	20	22	24	29	23	18	25	285	1.0%
OPEN MORTGAGE LLC	43	44	57	24	30	15	0	0	1	0	0	0	269	1.0%

Disclaimer: Unaudited, subject to revision and updates from time to time. New View Advisors has attempted to ensure that no errors or omissions exist in the New View Advisors Monthly HECM Endorsement Summary, however New View Advisors does not promise, warranty, or guarantee that the index does not contain errors or omissions.

Most Active Wholesale Originators (Originated Loans Sponsored by Another Party)													
	7/1/2023	8/1/2023	9/1/2023	10/1/2023	11/1/2023	12/1/2023	1/1/2024	2/1/2024	3/1/2024	4/1/2024	5/1/2024	6/1/2024	Total
MOVEMENT MORTGAGE LLC	12	22	36	38	30	20	32	31	43	27	38	38	367
SOUTH RIVER MORTGAGE, LLC	39	192	50	11	3	6	0	0	0	0	0	0	301
ATLANTIC AVENUE MORTGAGE, LLC	2	14	24	43	31	16	26	23	26	32	43	1	281
CALIVER BEACH MORTGAGE, LLC.	17	16	11	19	14	15	7	17	28	28	20	20	212
C2 FINANCIAL CORPORATION	4	17	18	42	21	9	12	21	14	16	23	12	209
AMERICAN PACIFIC MORTGAGE	23	22	23	11	11	18	18	20	16	8	16	17	203
SENIOR LENDING CORPORATION	11	20	11	16	21	15	13	23	18	12	17	14	191
ALL REVERSE MORTGAGE, INC.	17	15	21	21	15	15	9	14	18	13	13	13	184
GUARANTEED RATE INC	8	10	11	17	11	11	12	15	11	6	14	23	149
CMG MORTGAGE INC	2	14	10	15	6	10	6	11	11	6	11	10	112
NEW AMERICAN FUNDING, LLC	5	7	4	17	10	8	6	15	8	8	13	7	108
PREMIER REVERSE mortgage, LLC	7	7	16	10	11	9	6	4	5	5	10	6	96
WATERMARK CAPITAL INC	8	8	10	11	12	7	10	3	6	5	5	7	92
AMERICAN FINANCIAL MORTGAGE SERVICES, IN	9	7	7	14	10	4	9	6	11	4	6	3	90
CROSSCOUNTRY MORTGAGE, LLC	11	12	21	8	6	6	3	4	4	4	7	4	90

Disclaimer: Unaudited, subject to revision and updates from time to time. New View Advisors has attempted to ensure that no errors or omissions exist in the New View Advisors Monthly HECM Endorsement Summary, however New View Advisors does not promise, warranty, or guarantee that the index does not contain errors or omissions.

Most Active Wholesale Sponsors (Sponsored Loans Originated by Another Party)													
	7/1/2023	8/1/2023	9/1/2023	10/1/2023	11/1/2023	12/1/2023	1/1/2024	2/1/2024	3/1/2024	4/1/2024	5/1/2024	6/1/2024	Total
LONGBRIDGE FINANCIAL LLC	199	202	249	262	219	222	227	272	219	130	292	191	2,684
FINANCE OF AMERICA REVERSE LLC	158	221	210	253	207	165	213	192	205	200	200	193	2,417
MUTUAL OF OMAHA MORTGAGE, INC.	79	108	119	106	97	91	113	102	106	118	118	114	1,271
PHH MORTGAGE CORPORATION	111	149	89	91	94	82	57	71	62	83	96	87	1,072
TRADITIONAL MORTGAGE ACCEPTANCE CORPORAT	11	55	77	135	84	39	49	67	85	78	100	13	793
PLAZA HOME MORTGAGE, INC.	39	35	40	43	36	53	42	37	31	46	61	43	506
MONEY HOUSE INC	35	31	24	29	20	19	22	17	23	20	24	24	288
GUILD MORTGAGE COMPANY LLC	5	179	47	8	7	5	1	5	5	7	4	2	275
SMARTFI HOME LOANS, LLC	19	20	19	22	26	14	20	23	24	29	23	18	257
OPEN MORTGAGE LLC	45	34	36	44	20	21	12	0	0	0	0	0	212
HIGH TECH LENDING INC	22	28	15	19	9	21	6	10	11	9	9	23	182
GMFS LLC	0	0	0	0	0	20	19	20	16	16	24	23	138
CLICK N' CLOSE, INC.	17	30	32	25	6	19	0	1	0	0	0	0	130
TRUST MORTGAGE LENDING CORP	0	0	0	0	0	7	13	10	12	20	11	11	84
MCM HOLDINGS INC	12	5	8	11	9	6	4	5	7	5	8	2	82

Disclaimer: Unaudited, subject to revision and updates from time to time. New View Advisors has attempted to ensure that no errors or omissions exist in the New View Advisors Monthly HECM Endorsement Summary, however New View Advisors does not promise, warranty, or guarantee that the index does not contain errors or omissions.